

MESSAGE

Sending

you...



PAR AVION
BY AIR

FROM

TO

a piece of my







Instructions for 'Piece of My Heart' Card





Print out your card





Cut out your card by cutting along the outer most solid gray lines





Write your personal message in the section indicated




Fold your card in half vertically. Then unfold



Flip the card over so that the printed side is facing up. Fold down the pointed end horizontally along the dotted line that runs between the white and light blue sections of the card



Fold the left and right sides of the card vertically (along the dotted lines) so that they meet at the center fold line



Fold the top and bottom pointed ends as shown above



Fold the top portion of your card down horizontally along the dotted line. Then flip the card over



Fold up the bottom portion of your card horizontally as shown above. Then tuck in the lower right corner you just folded up under the flap that says "you"



10

Gently tuck the other corner under the flap that says, "sending"



11

Address your card. It's now ready for delivery!!